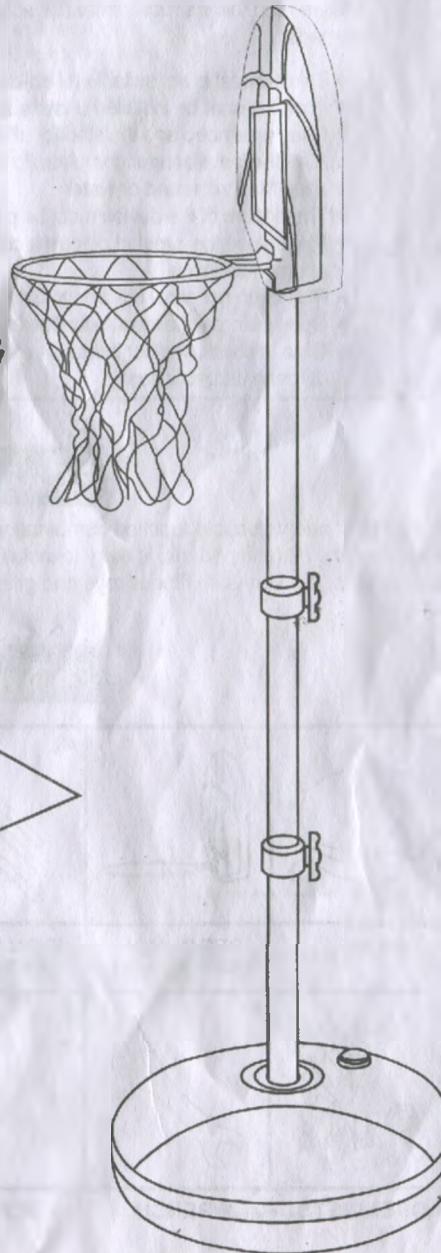
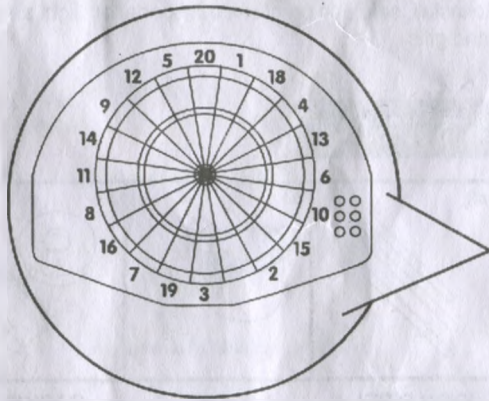



User's Manual

Basketball Stands With Darts Target

Magnetism Target & Basketball



NO.:WT666



Thank you for choosing our excellent products, we deeply hope can bring you a more interesting entertainment and leisure time



WARNING

Please read this instruction manual, so as not to bring you unnecessary loss and damage

- This product is not suitable for children under the age of 6
- Facilities shall be installed under adult supervision
- Check the hoop and the stability of all fittings installed, in order to avoid injury
- After the installation is complete, to ensure its stability, must immediately give base filled with sand or water
- The bottom of the device must be placed in open ground steadily
- Please use this product of form a complete set of basketball and inflatable to appropriate levels
- Please do not allow children to climb a rebound or suspended Yu Tiehuan
- Open before installation attention away from children under the age of six
- Often to check whether there is leakage phenomenon with bottom seat, prevent damage carpet or floor

PRODUCT ADVANTAGES

This product adopts double function combination design patent, is to train children's repertoire and can improve the hit ratio of darts, is easy to install, safe and practical, transportation, light and other characteristics, it is very safe fitness toys and gifts

PARTS SUBSIDIARY

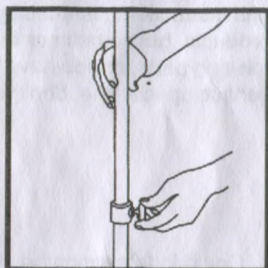
<p>#1</p>	<p>#2</p>	<p>#3</p>	<p>#4</p> <p>X2</p>	<p>#5</p>
<p>BASE</p>	<p>REBOUND/ DART BOARD</p>	<p>IRON PIPE/ SPRING</p>	<p>LOCK</p>	<p>GASKET</p>
<p>#6</p> <p>X7</p>	<p>#7</p>	<p>#8</p>	<p>#9</p>	<p>#10</p> <p>X6</p>
<p>OPEN/NETS</p>	<p>WRENCH</p>	<p>SCREW</p>	<p>BASKETBALL/ PUMP</p>	<p>DARTS</p>

PRODUCT ADVANTAGES

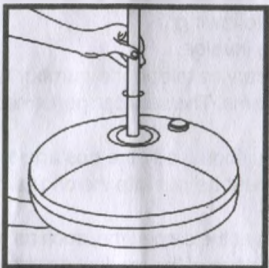
1. Put the two plastic pad respectively into the base here.



5. Alignment adjustment holes in the tube and the tube connections, and adjust to the appropriate location. (you can start the game!)



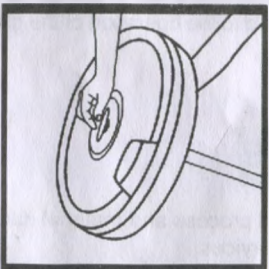
2. The pipe connected to the base



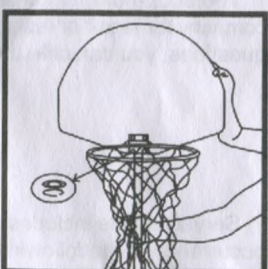
6. Use mesh snapping the layup



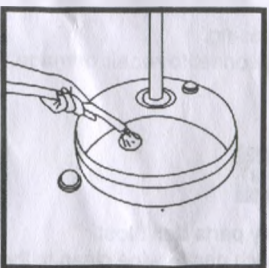
3. With screws and washers will be under fixed tube and base.



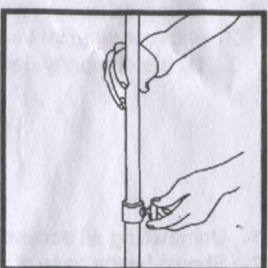
7. On the tube connected to rebound



4. Filled with water or sand to base, cover tightly the base cover. (suggestion: better to gaza after filled with water!)



8. Alignment adjustment holes in the tube and the tube connections, and adjust to the appropriate location. (you can start the game!)



MAIN POINTS

Please keep your instructions! (if there is a need to please contact us and keep your product number!) After opening the package, please carefully read this manual to understand all the parts and instructions, and then you can start your game. Although we try to provide you with perfect products, but sometimes interrupt the game due to missing some parts. So if you need to buy the missing parts, or you have any comments or Suggestions please call my company after-sales service special line, don't return the products directly to retail locations.

WARRANTY SCOPE

Could in three months, if found any parts have quality problems on the company responsible for free repair or replacement (including the same or similar type), maintenance or replacement is the duty of our company, do not charge any labor or materials. For executable performance of the treaty of our company, please you abide by the following:

1. You must hold a copy of the original purchase invoice.
2. You must first make our company after-sales service telephone number tell us you the cause of the damage and how to help you solve problems. The services performed by the head office or local authorized branch
3. As you have been told to return the product, you should pay the postage to send the damaged products to my company designated place, must be put into the original goods packaging in order to avoid causing other damage.
4. Mail damaged products to fill in the details for you at the same time, such as your name, detailed address, contact number and a detailed description of the product damaged reasons, so that we can let you as fast as they receive good product.

The scope of maintenance work in mainland China, is beyond the scope of services to the company for repair or replacement costs If you still hold to the operation of the guarantee or product questions, you can call us or write to us!

SERVICE SCOPE

Service scope includes all caused by the product process and material damage, such as the occurrence of the following is not in the scope of services.

1. Because when the service life of more than, misuse, abuse, transportation damage, natural or accidental (including product in not-in accordance with the instructions prompted book) caused by the damage.
2. with commercial use and rent damage when using.
3. by the company designated maintenance personnel to repair damage.

SAVE METHOD

1. Uninstalling all accessories, to ensure that every parts don't lost.
2. Should be the base of water or sand net, place each part to wipe clean to the original packaging.
3. Don't put the fire, high temperature and humidity of local storage.

